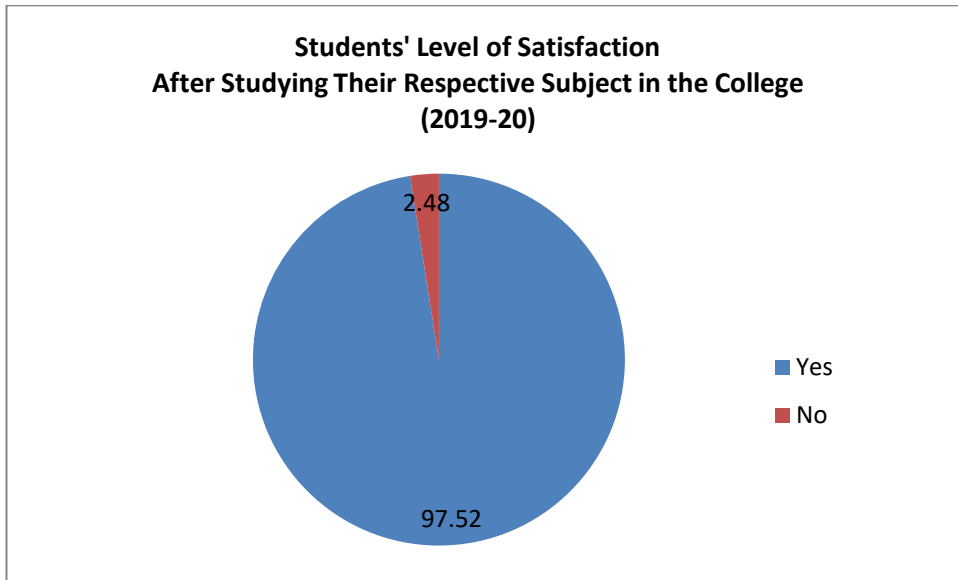
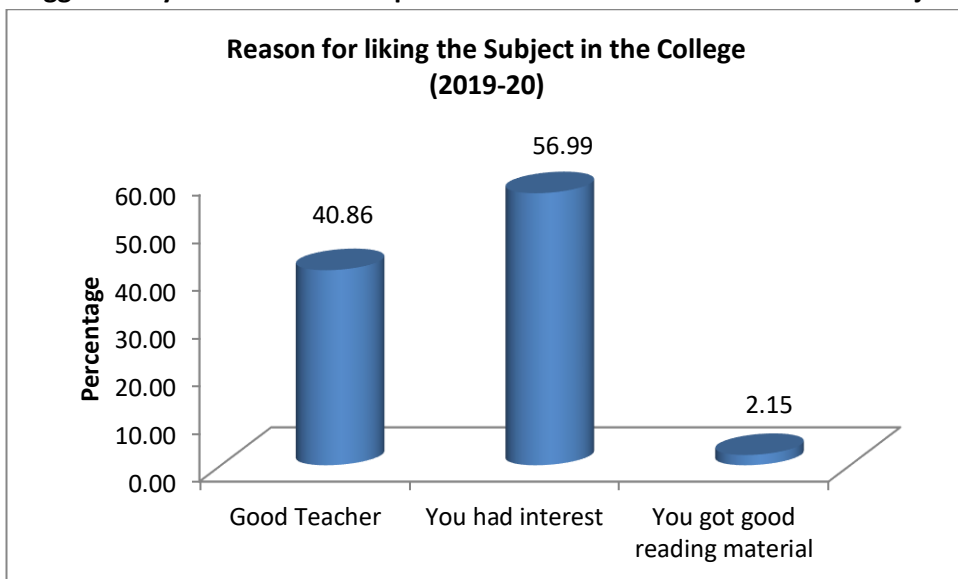


STUDENT SATISFACTION SURVEY: Session 2019-2020

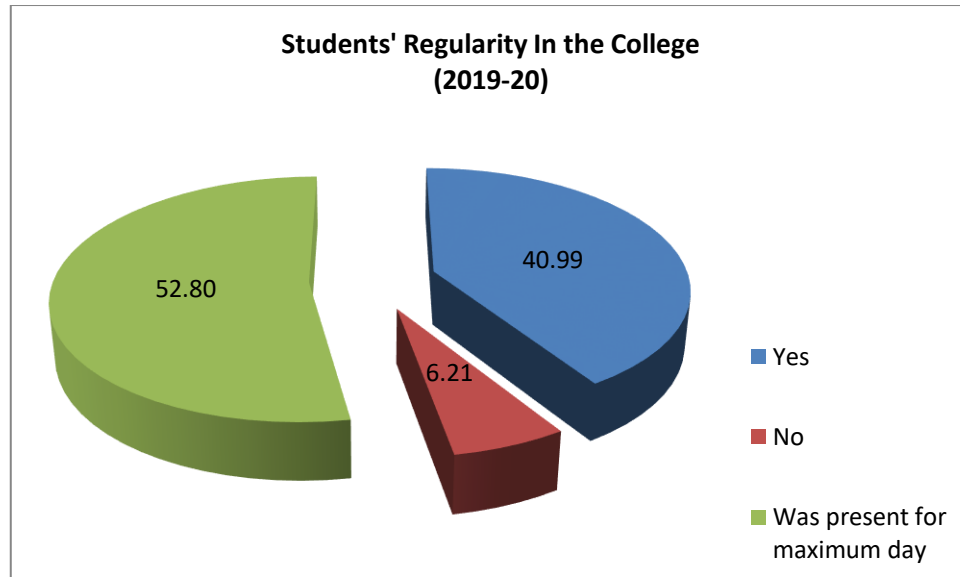
1. Introduction: A questionnaire was designed containing question related to various segments of the college. The answers provided by the students reflect their experience during the session. The survey helps us to know to the exact scenario of the college and to get a knowledge regarding the fields that needs to be improved.
2. Students' level of satisfaction: According to the students' response this pie chart shows that 97.52% of the students are satisfied with the subjects they chose and learnt in the college. Only 2.48% of the students were not so satisfied with their elected subjects.



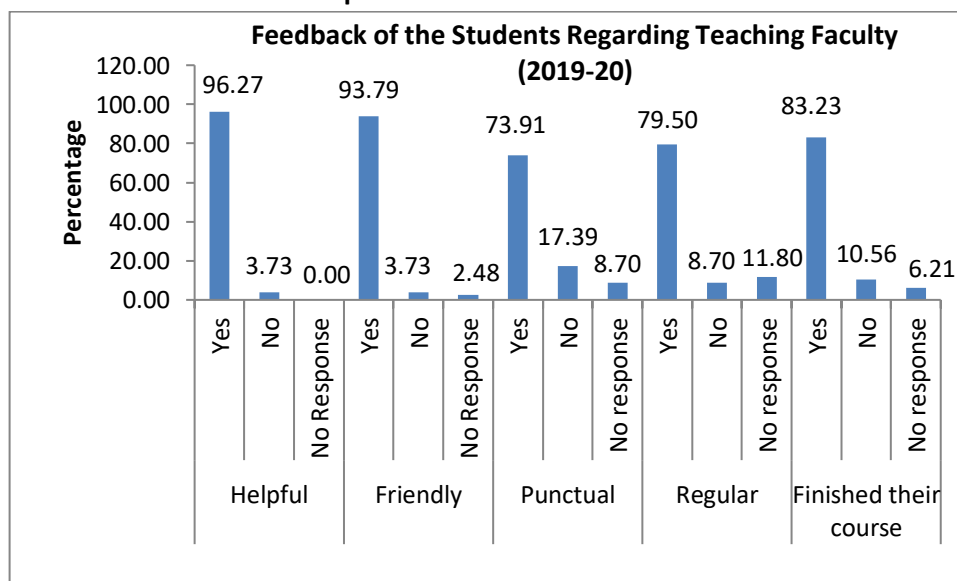
3. Reason for Liking the Subject in the College: This study shows several reasons for students liking their subjects. For instance, the chart shows that 56.99% of the students liked studying their subjects because of their interest in that subject, whereas, 40.86% of students liked their subjects as they were inspired and motivated by their teachers and their respective methods of teaching. 2.15% says good study materials and reference books suggested by their teachers helped them to find more interest in their subject.



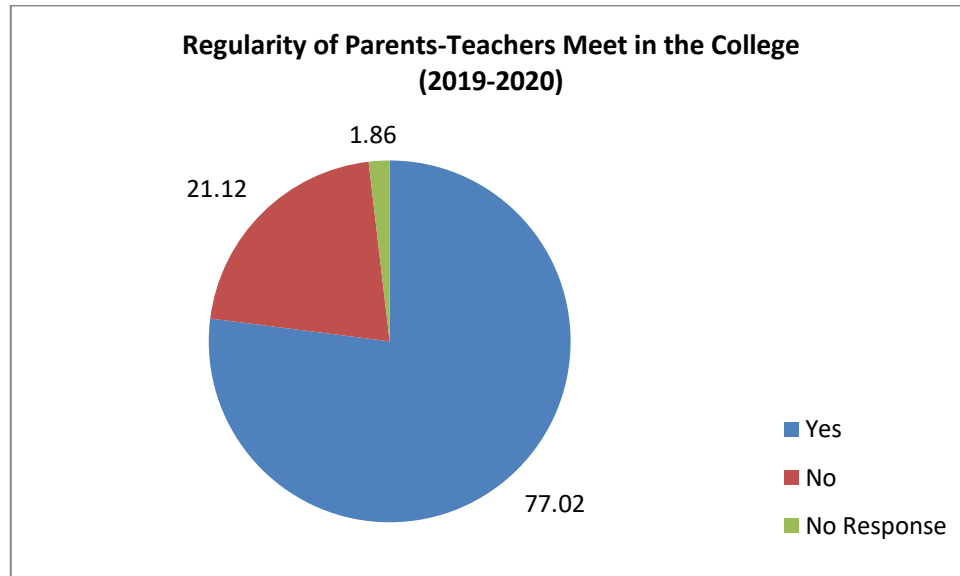
4. **Students' Regularity in the College:** This pie chart has been created on the basis of students' response to their own regularity in college. According to the study, 52.80% of the students attended college for maximum number of days during the session. 40.99% students said they regularly attended their college and 6.21% said they were unable to attend college on regular basis due to their personal reasons.



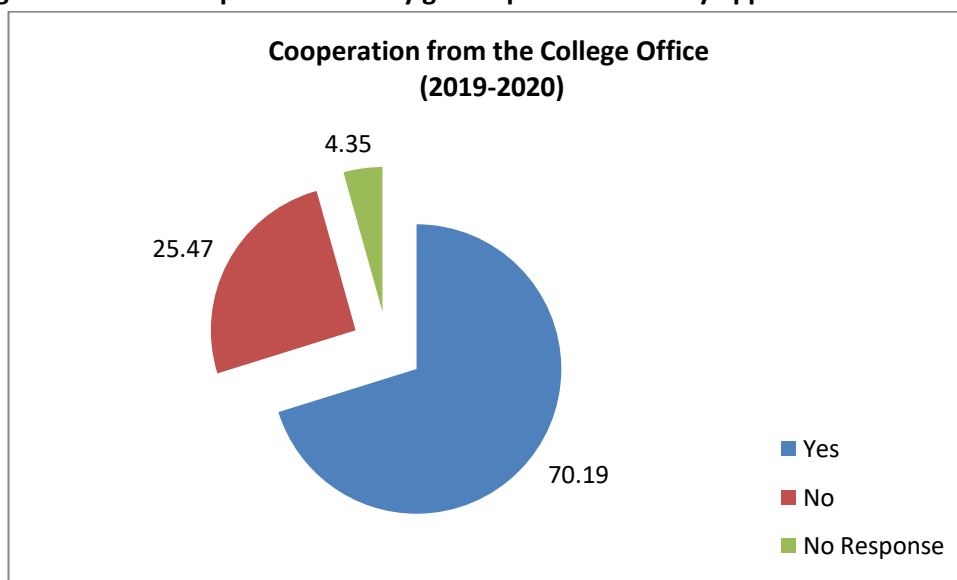
5. **Feedback of the Students Regarding Teaching Faculty:** On the basis of several qualities of the teaching faculty of the college, students have provided feedback on the following categories. According to them, 96.27% found their teachers to be helpful, 93.79% said their teachers were friendly in behaviour which made the teacher approachable for their students. 73.91% of the students said that their teachers were punctual to classes. As seen from the bar below 79.50% of the students found that their professors were regular in terms of taking their classes. 83.23% of the students said it was helpful for them as their teachers completed their syllabus on time providing them the opportunity to revise and clear their doubts with their respective teachers.



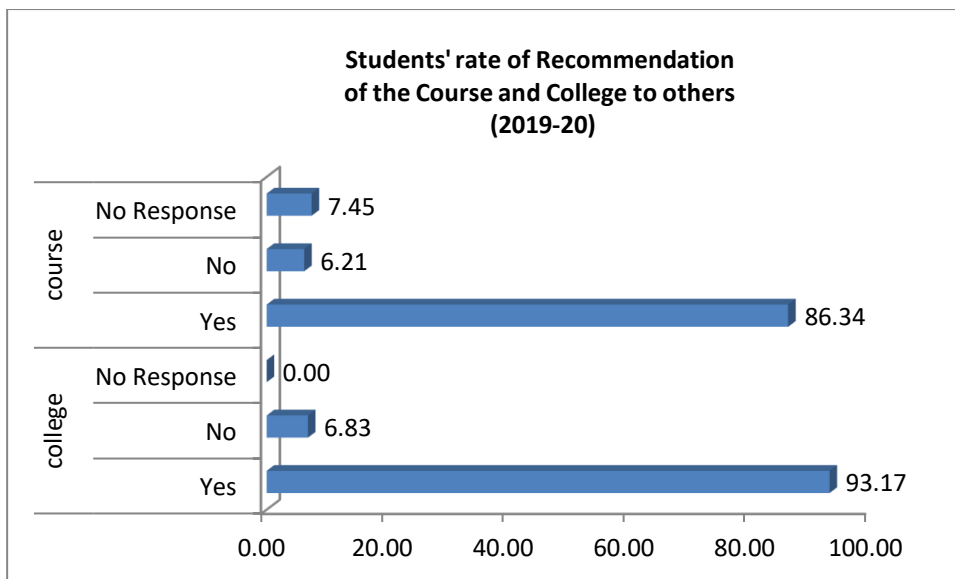
6. **Regularity of Parents-Teachers meet in the College:** According to the study of the feedback provided by the students 77.02% says the college organises regular meetings for teachers and parents to interact with each other regarding the students' progress. This helps the parents to know their wards' actual progress in their subjects as both teachers and parents are important pillars in building up the future of the children. Our college regards the parent-teacher meeting to be important and that's why the college takes serious initiative to have it on a regular basis.



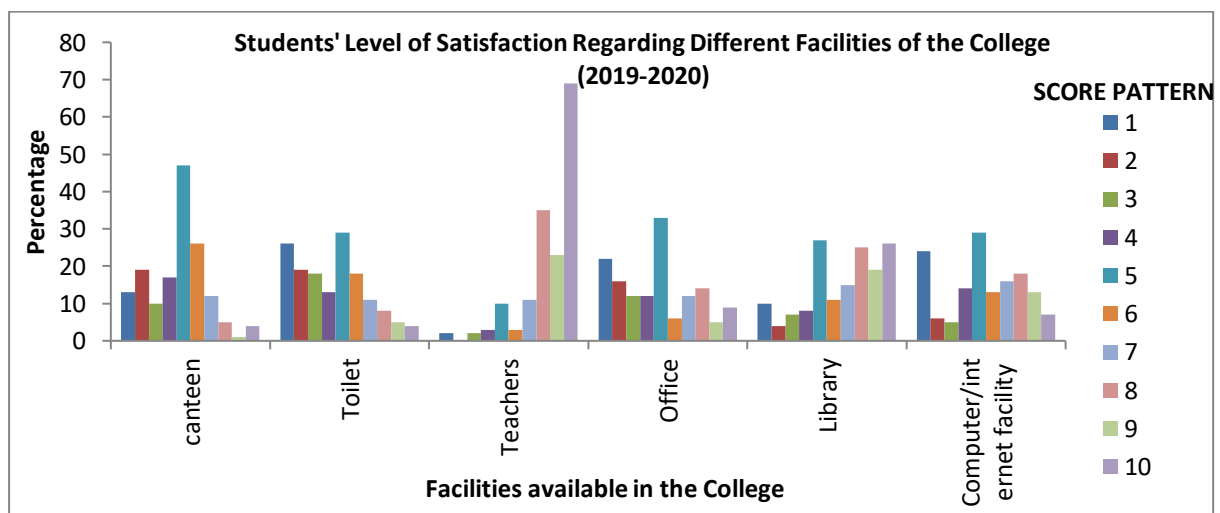
7. **Co-operation of the College Office with the students:** 70.19% of the students found the college office to be cooperative as they got help whenever they approached them.



8. **Whether the students would recommend the course and college to others:** The given diagram shows that 93.17% of the students are so satisfied with their college that they are willing to recommend others to join this college. On the other hand, 86.34% of the students are confident to recommend their juniors and others to join certain courses provided by the college as they are satisfied themselves.



9. **Students' Opinion about the Facilities provided by the College:** Among the given facilities, students are highly satisfied with their teachers as above 70% of them have given 10 points weightage to their teachers. Moreover, almost 50 % of the students have given 5 points weightage to the food quality and hygiene of the college canteen. The percentage of the students' satisfaction level related to college office, library and computer/internet facility are almost at par with each other. The students want the college toilets to be more hygienic and clean as studied from their remarks. The administration of the college will take necessary steps to upgrade the above mentioned facilities of the college to keep up to the students' level of satisfaction.



10. **Conclusion:** The college will try to work harder and maintain for the betterment of the good qualities as highlighted by the students' survey, in future. Furthermore, the college will try to improve few of its facilities that the students were not satisfied with to a certain level.